

Always. Reliable. Tight.

MSH PolySafe wall sleeve

for multi-line building entries

MSH PolySafe MFR200 B

Article no.: 1560023200, GTIN: 4052487200875



- **Tested according to DIN 18533**
- **With integrated outer seal, thereby significantly reducing installation time of the MSH PolySafe wall entry**
- **Simple installation in concrete shells using built-in spirit level**

Gasttight and watertight wall sleeve for the multi-line building entry MSH PolySafe with integrated outer seal. Outer seal element no longer required when installing MSH PolySafe basic variant 1 or 2. Enables sealing in all types of wall when combined with patch flange and 3-bridge seals.



Picture may differ from selected product

FACTS

Application range:

- DIN 18533 W1.1-E, DIN 18533 W1.2-E, DIN 18533 W2.1-E
- Waterproof concrete stress class 1, Waterproof concrete stress class 2

Advantages:

- Integrated patch flange for the processing of plastic-modified bitumen thick coatings
- Can be used in all types of wall including element constructions
- Closure element prevents coverage with perimeter insulation prior to installing the multi-line building entry
- Can be cut to length on site

Scope of delivery:

- Closure element
- Closing covers
- Wall sleeve

Dimensions:

- Wall sleeve ID D1: 200 mm, OD D2: 214 mm
- Integrated patch flange OD D3: 328 mm / D4: 306 mm / D5: 330 mm

Properties:

- Break-resistant, inherently stable
- Sealed ready for installation

Material:

- Pipe: PVC-U
- Front seal: ABS/TPE
- 3-ribbed seals: EPDM
- Closure element: EPP
- Closing cover: PE


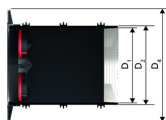
Tightness:

- Gastight and watertight to 1 bar


FEATURES

Wall thickness
(mm): 200

PICTURES



ACCESSORIES REQUIRED



Basic variant with internal sealing